



**OSPAR**  
**COMMISSION**

OSPAR annual report on dumping of wastes  
or other matter at sea in 2013



# Contents

Executive summary	3
1. Introduction	4
2. Data	4
2.1 Quantities of dredged material and other wastes dumped or placed at sea in the OSPAR Region in 2013	4
2.2 Contaminant loads	6
2.3 Dumping or placement of dredged material exceeding upper action levels	8
3. Locations of sites used for dumping or placement in 2013	8
4. Comments on the data	9
5. Recommendations for future inclusion	10
6. References	11

# OSPAR Annual Report on Dumping and Placement<sup>1</sup> of Wastes or Other Matter at Sea in 2013

## Executive summary

Background: EIHA 2014 adopted a new reporting format for the deposit at sea of dredged material. The new format (Agreement 2014-07) came into operation in 2014 in order to simplify the compilation of the annual data and improve the quality of assessments. It also agreed that an interpretive section to the annual report was to be developed. The revised Annual Report would aim to provide, when sufficient data became available, an overview of:

- the quantities of clean material deposited at sea (per country, per sea area or overall);
- the quantities of contaminated material deposited at sea (per country, per sea area or overall);
- the quantities of material reused beneficially;
- comparisons to earlier years (per country, per sea area or overall).

Reports received: reports were received from Belgium (BE), Denmark (DK), France (FR), Germany (DE), Iceland (IS), Ireland (IE), The Netherlands (NL), Norway (NO), Portugal (PT), Sweden (SE), Spain (SP) and Great Britain (UK).

Indications from data:

Reports indicate that the **total amount of material dredged** and dumped or placed at sea in the whole OSPAR region appears to be broadly in line with data reported from the previous five years.

**Contaminant loads** appear to be on a gradual decline since 2010. This apparent trend will be investigated in more detail when data on average concentrations become available.

The amount of material containing one or more determinands **exceeding the national action level** accounts for less than 4% of the total amount of dredged material dumped or placed at sea.

The amount of material **used beneficially**, at roughly 28 million tonnes, is equivalent to approximately one fifth of the amount dumped or placed.

Despite complications in the initial use of the new reporting format, some valuable data have been acquired through the new format and some deficiencies have been highlighted for future inclusion.

Raw data are not included in this report but can be found on the OSPAR website data page at [www.ospar.org](http://www.ospar.org)

---

<sup>1</sup>Placement in this report only relates to dredged material, i.e. placement of dredged material for beneficial uses.

## 1. Introduction

In 1986 OSPAR introduced guidelines relating to the dumping of wastes or other matter, e.g. dredged material, sewage sludge and fish waste. The use of these guidelines, together with existing OSPAR measures, has enabled reductions of contaminant load to the marine environment. The dumping of sewage sludge was phased out in 1998. The guidelines on dumping of fish-waste were updated in 2010, while the guidelines for management of dredged material were most recently updated in 2014.

In general, dumping or placement of dredged material is managed by licences from national and local authorities. Many OSPAR Contracting Parties also have regulatory controls on contaminant levels in dredged material. According to the OSPAR Dredged Material Guidelines (OSPAR, 2014), measures to keep the volume of dredged material to a minimum are regarded as Best Environmental Practice for minimising the effects on the environment.

Most OSPAR countries have developed sediment quality criteria (i.e. action levels) or equivalent measures for the assessment of dredged material for dumping or placement at sea.

This report, while giving mention to other wastes, is primarily focussed on the dumping and placement at sea of dredged material.

## 2. Data

Raw data are not included in this report but can be found on the OSPAR website data page at [www.ospar.org](http://www.ospar.org)

### 2.1 Quantities of dredged material and other wastes dumped or placed at sea in the OSPAR Region in 2013

Table 1 below summarises the quantities of dredged material, inert material, fish-waste and other waste dumped or placed at sea by Contracting Parties in 2013.

**Table 1.** Summary of dredged material and other wastes reported as dumped or placed at sea by Contracting Parties in 2013

Year	Contracting Party	Category	Dredged material (tonnes - dry weight)
2013	BE	Dredged material	27 194 846
2013	DE	Dredged material	25 281 700
2013	DK	Dredged material	2 849 028
2013	FR	Dredged material	24 738 123
2013	IE	Dredged material	348 999
2013	IS	Dredged material	230 046
2013	IS	Inert material	40 138

Year	Contracting Party	Category	Dredged material (tonnes - dry weight)
2013	NL	Dredged material	40 246 482
2013	NO	Dredged material	103 722 <sup>2</sup>
2013	NO	Inert material	182 800
2013	PT	Dredged material	3 763 614
2013	SE	Dredged material	593 400
2013	SP	Dredged material	1 955 525
2013	UK	Dredged material	12 907 803
2013	UK	Fish waste	1 179
2013	UK	Other (Seaweed)	2 120

The amounts of fish waste, inert material and other waste contribute less than 1% of the total amounts.

The amount of dredged material reported to be dumped or placed at sea in the OSPAR region is broadly in line with data reported from the previous five years. This tendency appears to apply on both an OSPAR-wide basis as well as generally on a national basis (see Table 2 and Figure 1 below).

**Table 2.** Total quantities of dredged material (millions of tonnes) reported as dumped or placed in the OSPAR region from 2009-2013.

2013	2012	2011	2010	2009
140	152	142	149	140

<sup>2</sup> Wet weight. No moisture content available.













## 6. References

OSPAR Agreement 1998/21: OSPAR Guidelines for the dumping of fish waste from land-based industrial fish processing operations. (Updated in 2010)

OSPAR 2011, Annual OSPAR report on dumping of wastes or other matter at sea in 2009, OSPAR Commission, Publication number 545/2011, ISBN no. 978-1-907390-86-9.

OSPAR 2012, Annual OSPAR report on dumping of wastes or other matter at sea in 2010, OSPAR Commission, Publication number 572/2012, ISBN no. 978-1-909159-06-8.

OSPAR 2013, Annual OSPAR report on dumping of wastes or other matter at sea in 2011, OSPAR Commission, Publication number 607/2013, ISBN no. 978-1-909159-40-2.

OSPAR 2014, Annual OSPAR report on dumping of wastes or other matter at sea in 2012, OSPAR Commission, Publication number 625/2014, ISBN no. 978-1-909159-58-7.

OSPAR, Agreement 2014-06: Guidelines for the Management of Dredged Material at Sea (as amended).

OSPAR, Agreement 2014-07: Explanatory notes – 2014 Reporting Format for the Deposit at Sea of Dredged Material

**ANNEX 1**

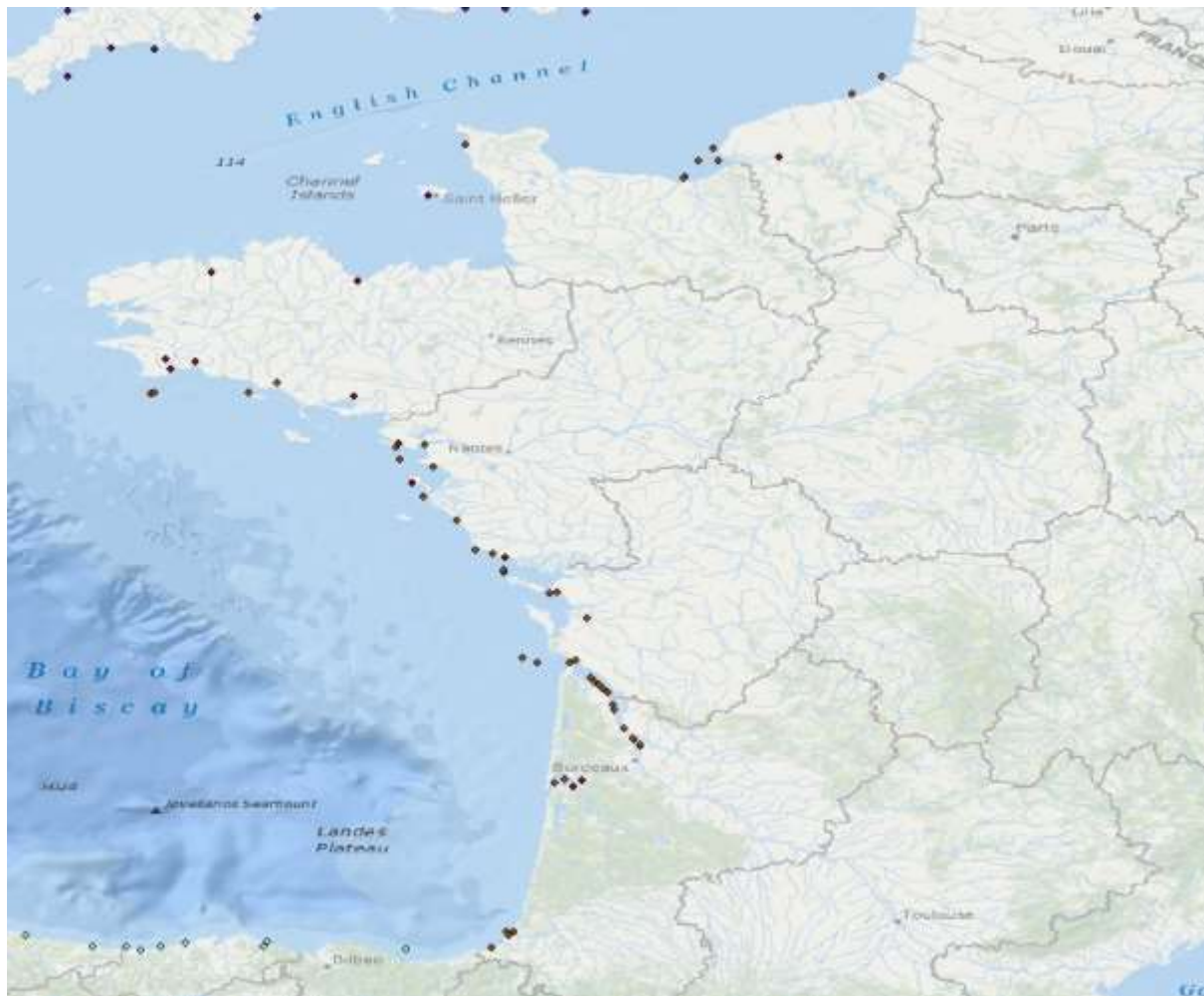
Amounts of dredged material dumped or placed at sea by OSPAR Contracting Countries from 2009 to 2013, in millions of tonnes.

	<b>2013</b>	<b>2012</b>	<b>2011</b>	<b>2010</b>	<b>2009</b>
<b>BE</b>	27,2	41	48,2	52,2	38,6
<b>DE</b>	25,3	28,9	26,7	32,1	34,7
<b>DK</b>	2,8	7	4,7	3,6	
<b>FR</b>	24,7	25,5	19,6	17,9	36
<b>IE</b>	0,3	1,6	0,4	0,4	0,2
<b>IS</b>	0,2	0,5	0,3	0,6	0,5
<b>NL</b>	40	25,8	25	21,1	7,4
<b>NO</b>	0,1	0,5	0,9	0,08	0,8
<b>PT</b>	3,8	4		2,9	0,3
<b>SE</b>	0,6	0,06	0,01	0,02	0,04
<b>SP</b>	2	2,6	2,6	2,9	3,3
<b>UK</b>	12,9	14,1	13,5	15,2	17,8
<b>Total</b>	140	152	142	149	140

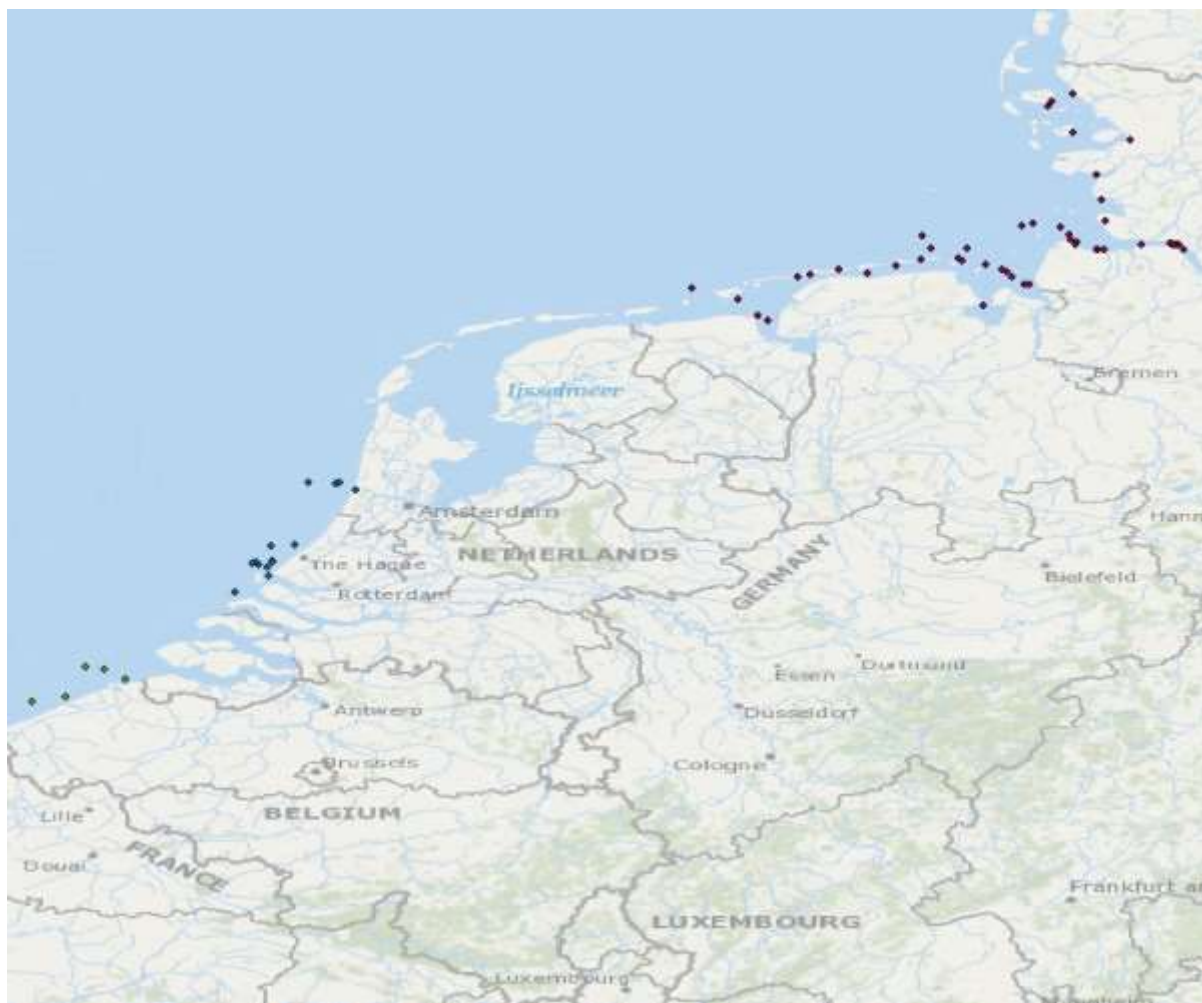
ANNEX 2



Sites used by Spain and Portugal (excluding one in the Azores) for dumping or placement of dredged material.

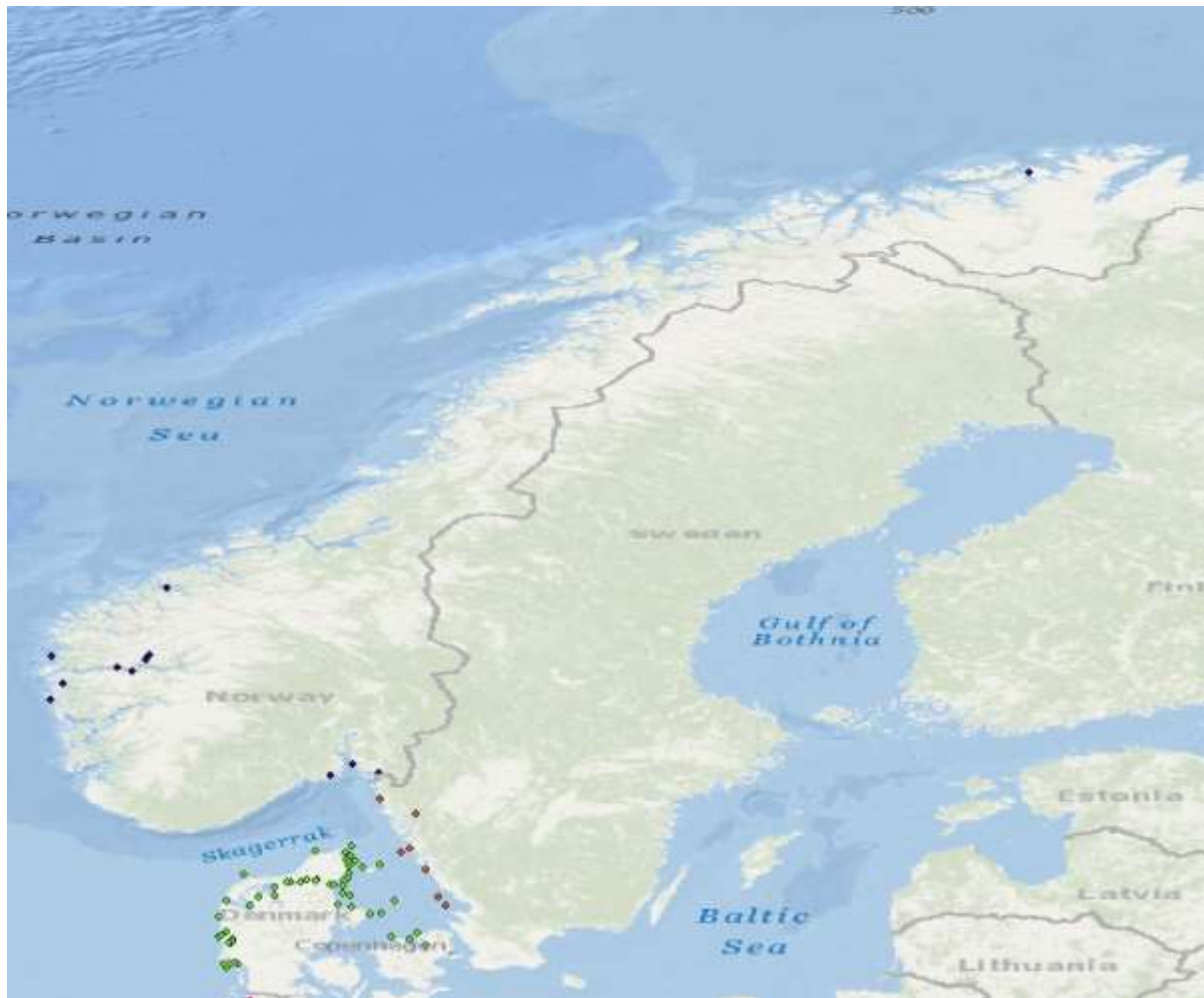


Sites used by France for dumping or placement of dredged material.



Sites used by Belgium, Netherlands and Germany for dumping or placement of dredged material





Sites used by Denmark, Sweden and Norway for dumping or placement of dredged material  
Denmark, Sweden and Norway.



Sites used by Iceland, Ireland and UK for dumping or placement of dredged material.



Victoria House  
37-63 Southampton Row  
London WC1B 4DA  
United Kingdom

t: +44 (0)20 7430 5200  
f: +44 (0)20 7242 3737  
e: [secretariat@ospar.org](mailto:secretariat@ospar.org)  
[www.ospar.org](http://www.ospar.org)

**OSPAR's vision is of a clean, healthy and biologically diverse  
North-East Atlantic used sustainably**

ISBN 978-1-909159-81-5  
Publication Number: 650/2015

© OSPAR Commission, 2015. Permission may be granted by the publishers for the report to be wholly or partly reproduced in publications provided that the source of the extract is clearly indicated.

© Commission OSPAR, 2015. La reproduction de tout ou partie de ce rapport dans une publication peut être autorisée par l'Editeur, sous réserve que l'origine de l'extrait soit clairement mentionnée.